

ISO 527-4 Tensile Properties of Isotropic and Orthotropic Fibre-Reinforced Plastic Composites

TEST METHOD SUMMARY

Tensile testing of isotropic and orthotropic non-unidirectional fibre-reinforced composites per ISO 527-4, is used to determine mechanical material property data. Uniaxial tensile force is applied to a flat test specimen to investigate the stress/strain behavior and critical materials properties including tensile modulus, tensile strength, elongation at break, and Poisson's ratio. Composite materials addressed by the standard include non-unidirectional fibre-reinforced thermosetting and thermoplastic which include glass fibres, carbon fibres, and aramid fibres as reinforcement.

The tensile test is performed by placing a test specimen in the grips of either a servohydraulic or an electromechanical testing machine and subjecting the specimen to controlled tension load until failure. The specimen response can be measured with a contacting or non-contacting extensometer, or strain gages.

ISO 527-5 is another commonly used standard for tensile testing of unidirectional fibre-reinforced composites.

Solutions for ISO 527-4 typically include these types of components:

LOAD FRAME OPTIONS*

The MTS Landmark servohydraulic test systems and MTS Criterion electromechanical universal test systems are ideal for performing accurate and repeatable monotonic testing of fibre-reinforced plastics per ISO 527-4.

The MTS Landmark system's innovative test frame design exhibits superior stiffness and alignment capabilities. The test system integrates the latest MTS servohydraulic technology including precision-machined columns for consistently tight alignment, fatigue-rated MTS actuators with low-friction bearings, smooth-ramping hydraulic service manifolds, and SilentFlo™ hydraulic power units that are quiet enough to be located directly in the laboratory.

The compact MTS Criterion test system features high-resolution MTS digital controls, linear motion guides for superior alignment, high-speed, low vibration MTS electromechanical drives, optional Dual Zone test space for maximizing efficiency and anti-rotation grip/fixture mounting to minimize shear stresses on the specimen.



MTS Landmark®
Servohydraulic Test Systems



MTS Criterion®
Electromechanical Universal Test Systems




CHAMBER OPTIONS*

<p>MTS Series 651 Environmental Chamber</p>	<p>MTS Advantage™ Environmental Chamber</p>
<ul style="list-style-type: none"> » Temperature range of -150°C to 540°C (-240°F to 1000°F) » Designed for MTS Landmark systems » Compatible with video extensometers 	<ul style="list-style-type: none"> » Temperature range of -129° C to 315° C (-200°F to 600°F) » Designed for MTS Criterion systems » Compatible with video extensometers

EXTENSOMETRY OPTIONS*

<p>MTS Advantage Video Extensometer (AVX)</p>	<p>MTS Contact Extensometers (Axial Model 634.31 & Transverse Model 632.18)</p>
<ul style="list-style-type: none"> » Delivers the highest quality in non-contact axial and cross-sectional strain measurement » Multiple camera option to support strain averaging of opposite sides of the specimen 	<ul style="list-style-type: none"> » Temperature range of -100°C to 175 °C (-150°F to 350°F) » Repeatable strain measurement devices with quick attach fixture » Ideal for measuring axial & transverse strain on specimens with rectangular cross sections


GRIP OPTIONS*

		
<p>Model 647 Side-Loading Hydraulic Wedge Grips</p>	<p>Model 647 All-Temperature Side-Loading Hydraulic Grips</p>	<p>MTS Advantage Side-loading Mechanical Wedge Grips</p>
<ul style="list-style-type: none"> » Temperature range of -40°C to 175°C (-40°F to 350°F) » Stiff mounting ensures superior alignment capabilities and repeatable gripping to minimize bending strains » Tension, Compression & Fatigue capability » Adjustable gripping force to prevent slippage and squashing of the test specimen 	<ul style="list-style-type: none"> » Temperature range of -130°C to 315°C or 540°C (200°F to 600°F or 1000°F) » Thermal gradients as low as 1.6°C (3°F) ensure reduced variability » Remotely operated grips support rapid specimen change without cooling for increased productivity 	<ul style="list-style-type: none"> » Temperature range of -130°C to 315°C (-200°F to 600°F) » Easy installation and removal with standard pinned adapter » Self-tightening during test reduces slipping » The gripping force is applied perpendicular to the specimen for smooth application of the gripping force and minimal pulling » Tension grips

GRIP FACE OPTIONS*

	
<p>Model 647 Grip Faces</p> <ul style="list-style-type: none"> » Surfalloy incorporates a grit onto the wedge surface for firm gripping of composite specimen without tabs » Diamond-tipped for increased holding capacity of composite specimen with tabs » Water-cooled and extra wide options available 	<p>MTS Advantage Grip Faces</p> <ul style="list-style-type: none"> » Surfalloy incorporates a grit onto the wedge surface for firm gripping of composite specimen without tabs » Serrated for secure gripping of composite specimen with tabs

ALIGNMENT OPTIONS*


<p>MTS Alignment Solutions</p> <p>Specimen misalignment introduces data scatter, which forces the need to test larger batches of specimens and increases the operational cost. Both test systems can be equipped with stiff-mounted grips and an easy-to-implement load frame alignment solution to help drive test machine variability out of the material testing equation.</p>

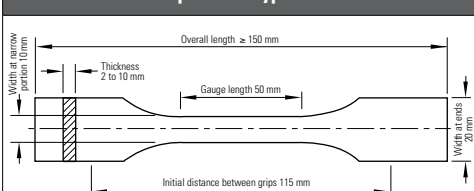
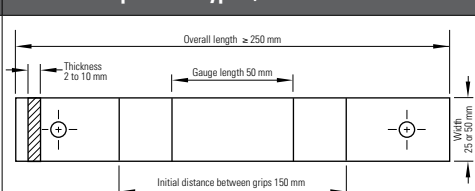
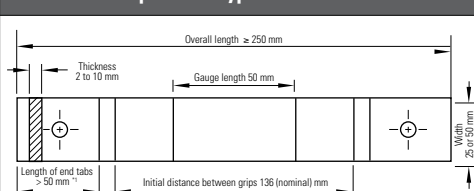
SOFTWARE OPTIONS*

<p>ISO 527-4 Tensile Properties of Isotropic and Orthotropic Fibre-Reinforced Plastic Composites Test Template</p> <p>To simplify testing to ISO 527-4, MTS has developed a TestSuite TW test template that will set-up and run the recommended tensile tests. The templates support the use of strain gages or extensometers for strain measurement. Reports can display all of the required calculations including stress-strain plot, modulus of elasticity, stress at yield, strain at yield, tensile strength, strain at strength, stress at break, and strain at break, Poisson's ratio, and more.</p> <p>MTS consultants are also available to support any of your composite applications, test method set-up, and data collection and integration requirements.</p>	<p>About MTS TestSuite™ TW</p> <p>The efficient MTS TestSuite TW software provides the versatility required to address unique and complex testing requirements.</p> <p>twc TestSuite TW Elite includes all the test definition capacity and flexibility test designers need to create and edit custom test sequences while accommodating the specific runtime needs of lab personnel.</p> <p>twx TW Express is designed for the test operator and is used to run tests created with TW Elite. This application allows the operator to easily execute even the most complex tests and monitor data or calculated values in runtime views that can be tailored by both test designers and operators.</p>
------------------------------------------------------------------------------------------------------------------------------------------------------------------------------------------------------------------------------------------------------------------------------------------------------------------------------------------------------------------------------------------------------------------------------------------------------------------------------------------------------------------------------------------------------------------------------------------------------------------------------------------------------------------------------------------------------------------------------------------------------------------------------------	-----------------------------------------------------------------------------------------------------------------------------------------------------------------------------------------------------------------------------------------------------------------------------------------------------------------------------------------------------------------------------------------------------------------------------------------------------------------------------------------------------------------------------------------------------------------------------------------------------------------------------------------------------------------------------------------------------------------------------



*NOTE: This technical note is intended to show some of the popular and more common solutions used for this particular application. Most often, additional options are available and necessary to accomplish your more comprehensive test objectives.

APPENDIX - TEST SPECIMEN DETAIL

<p>Specimen Type 1B</p> 	<p>Specimen Type 2, without Tabs</p> 	<p>Specimen Type 3 with Tabs</p> 
-------------------------------------------------------------------------------------------------------------------	----------------------------------------------------------------------------------------------------------------------------------	-------------------------------------------------------------------------------------------------------------------------------

*Thickness of end tabs 1 to 3 mm



MTS Systems
 14000 Technology Drive
 Eden Prairie, MN 55344-2290 USA
 Telephone: 1-952-937-4000
 Toll Free: 1-800-328-2255
 E-mail: info@mts.com
 www.mts.com
 ISO 9001 Certified QMS

MTS, MTS Criterion, SilentFlo, and MTS Landmark are registered trademarks, and MTS TestSuite and MTS Advantage are a trademarks of MTS Systems within the United States. These trademarks may be protected in other countries. RTM No. 211177. Surfalloy is a trademark of Alloying Surfaces Inc.

©2021 MTS Systems
 100-340-328a TMTN_ISO527-4 Printed in U.S.A. 09/21